



SONORO
GOLD CORP

CORPORATE PRESENTATION
NOVEMBER 2022

CERRO CALICHE GOLD PROJECT

TSX.V: SGO

OTCQB: SMOFF

WWW.SONOROGOLD.COM

QUALIFIED PERSON:

All scientific or technical information contained in this presentation has been reviewed and approved by Stephen Kenwood, P.Geo., a Director of Sonoro Gold Corp., who is a "Qualified Person" as defined in National Instrument 43-101 of the Canadian Securities Administrators.

FORWARD-LOOKING STATEMENT CAUTIONS:

"Forward-looking information" as defined in applicable Canadian securities legislation. All statements other than statements of historical fact, included in this release, including, without limitation, statements regarding the Cerro Caliche project, and future plans and objectives of the Company, including the NPV, IRR, initial and sustaining capital costs, operating costs, and LOM production of Cerro Caliche, constitute forward looking information that involve various risks and uncertainties. Forward-looking information is based on a number of factors and assumptions which have been used to develop such information but which may prove to be incorrect, including, but not limited to, assumptions in connection with the continuance of the Company and its subsidiaries as a going concern, general economic and market conditions, mineral prices, the accuracy of Mineral Resource Estimates. There can be no assurance that such information will prove to be accurate and actual results and future events could differ materially from those anticipated in such forward-looking information. Important factors that could cause actual results to differ materially from the Company's expectations include exploration and development risks associated with the Company's projects, the failure to establish estimated Mineral Resources or Mineral Reserves, volatility of commodity prices, variations of recovery rates, and global economic conditions. The forward-looking information contained in this release is made as of the date of this release. The Company disclaims any intention or obligation to update or revise any forward-looking statements, whether as a result of new information, future events or otherwise, except as required by law or the policies of the TSX Venture Exchange. Readers are encouraged to review the Company's complete public disclosure record on SEDAR at www.sedar.com.

COMPANY HIGHLIGHTS

- ✓ Publicly listed gold exploration and development company (TSXV: SGO) (OTCQB: SMOFF) (FRA: 23SP)
- ✓ Highly experienced management team in financing and developing resources
- ✓ Highly experienced technical team in discovering, developing and operating gold deposits with 5M oz discovered
- ✓ Collectively discovered and developed 12 gold and copper mines
- ✓ Two precious metals properties in Sonora, Mexico
 1. Cerro Caliche Gold Project - Flagship
 2. San Marcial Gold & Silver Project

SENIOR MANAGEMENT TEAM

John Darch, Chairman & Director:

35 years experience as financier, developer & operator in international resource sector.

Kenneth MacLeod, President, CEO & Director:

35 years experience as financier and developer in the international resource sector.

Melvin Herdrick, P.Geo, VP Exploration:

45 years experience, inc. Head of Exploration Mexico for Phelps Dodge & Pediment Gold.

Jorge Diaz, VP Operations:

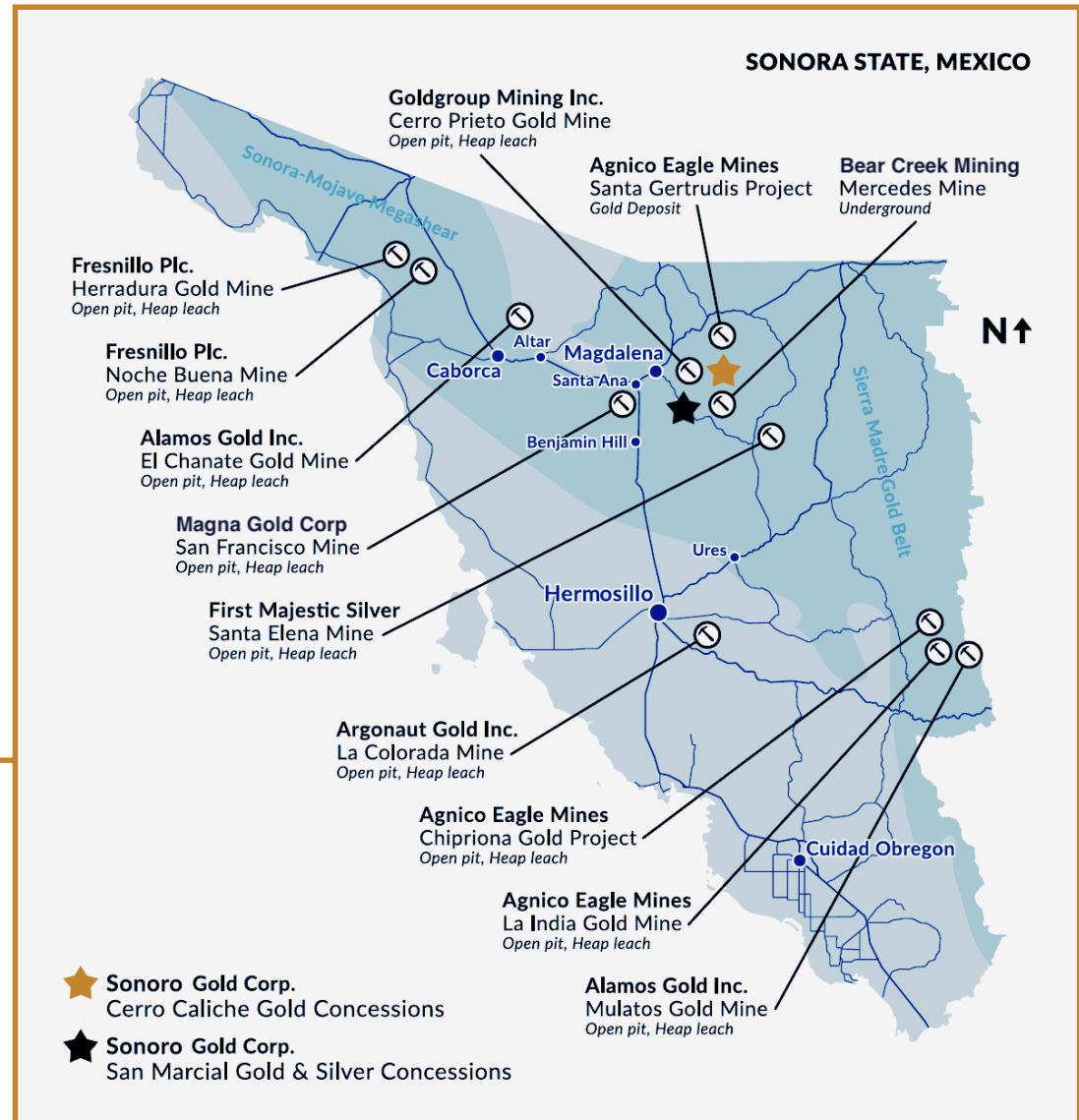
49 years experience in design/construction/operations as a mining engineer in Mexico.

CERRO CALICHE – PRIME LOCATION

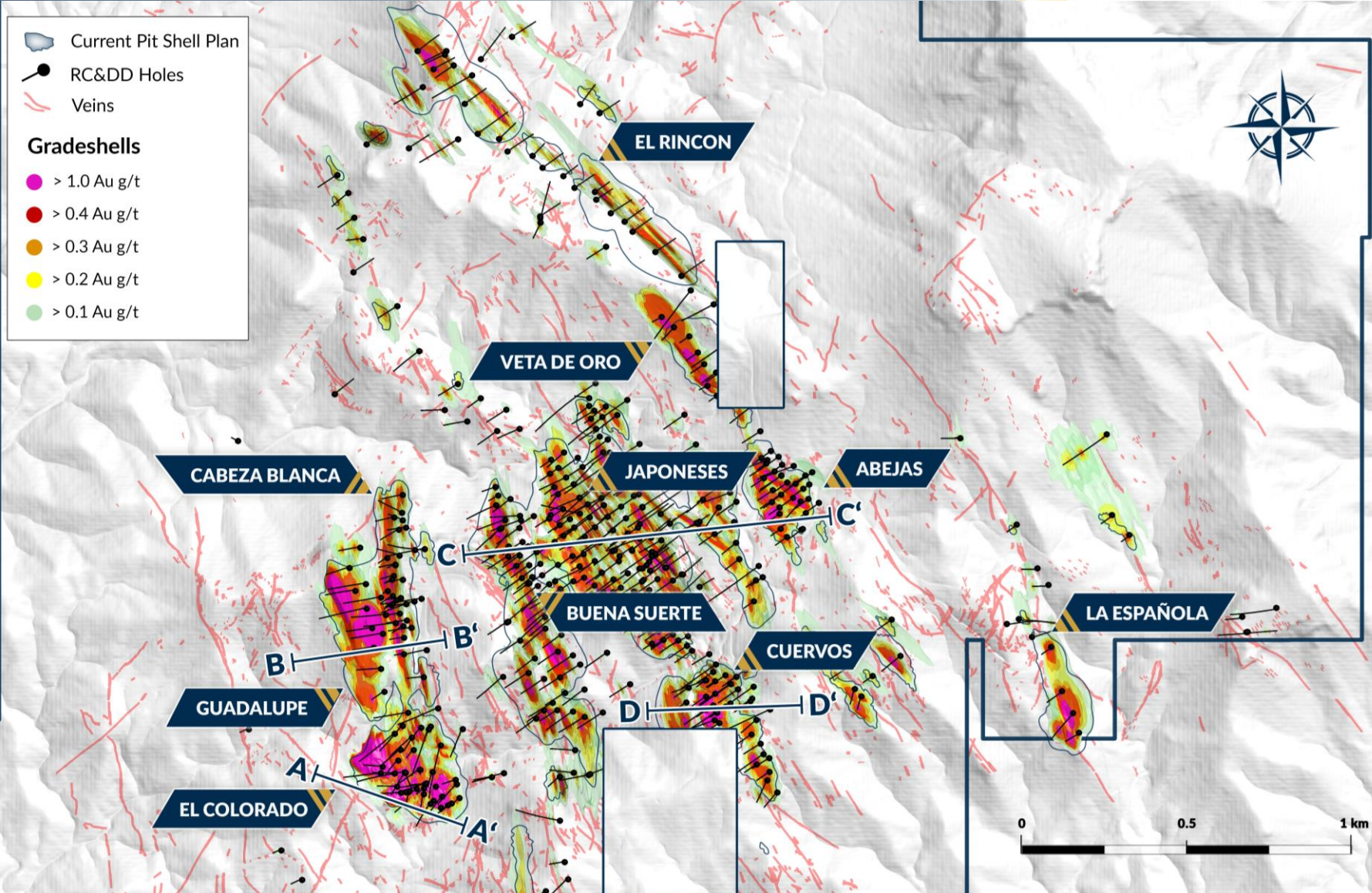


LOCATION

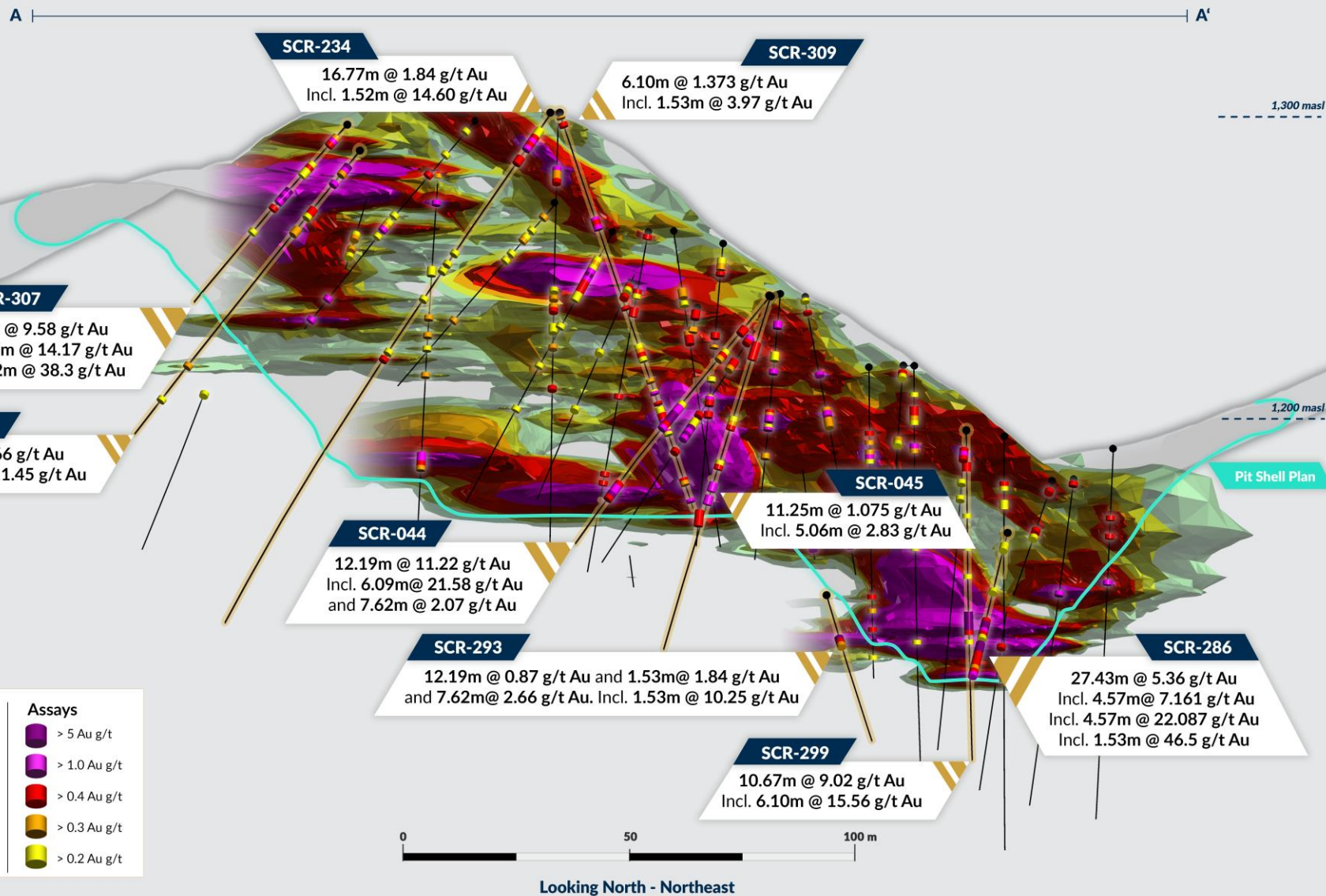
- ✓ 3 hours north of Hermosillo
- ✓ 3 hours south of Tucson, AZ
- ✓ First-class infrastructure
- ✓ Pro-mining jurisdiction
- ✓ Neighbouring Gold Mines
 - Bear Creek Mining's Mercedes Gold Mine
 - Goldgroup's Cerro Prieto Gold Mine
 - Agnico Eagle's Santa Gertrudis Gold Project
 - Magna Gold Corp's San Francisco Mine



CERRO CALICHE DRILLING TO DATE



CERRO CALICHE- EL COLORADO SECTION



CERRO CALICHE- GUADALUPE AND CABEZA BLANCA



B

B'

SCR-277

22.86m @ 1.55 g/t Au
Incl. 3m @ 9.1 g/t Au

SCR-078

3.05m @ 1.58 g/t Au
Incl. 1.53m @ 2.37 g/t Au

SCR-030

22.86m @ 0.72 g/t Au
Incl. 1.533m @ 5.20 g/t Au

SCR-280

3.05m @ 19.6 g/t Au
Incl. 1.53m @ 3.70 g/t Au

CCR-020

22.86m @ 1.06 g/t Au
Incl. 4.57m @ 3.70 g/t Au

CCR-066

25.91m @ 0.76 g/t Au
Incl. 7.62m @ 1.81 g/t Au

CCR-021

33.53m @ 0.59 g/t Au
Incl. 4.57m @ 2.35 g/t Au

1,400 masl

Pit Shell Plan

1,300 masl

1,200 masl

Gradeshells

- > 1.0 Au g/t
- > 0.4 Au g/t
- > 0.3 Au g/t
- > 0.2 Au g/t
- > 0.1 Au g/t

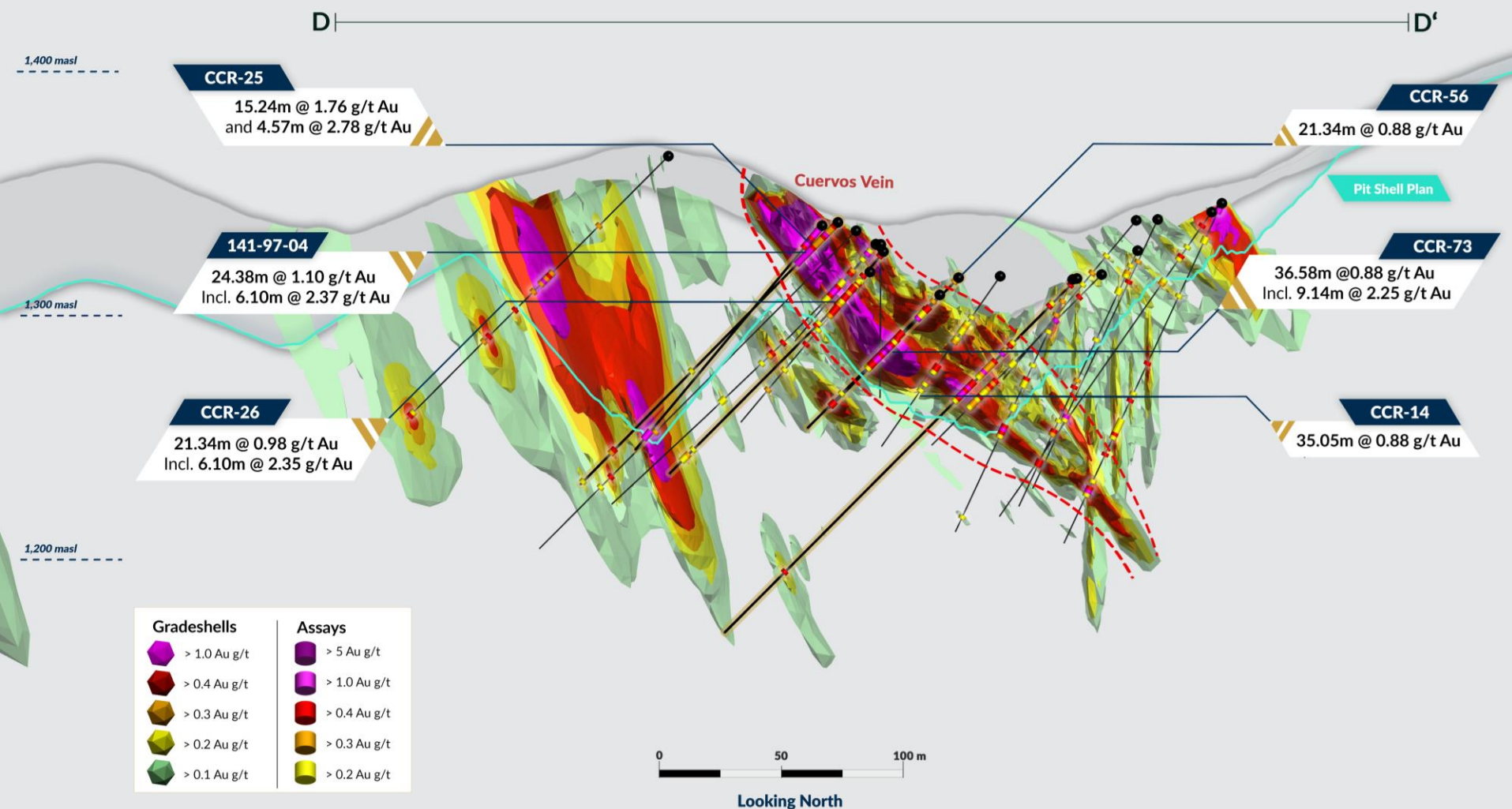
Assays

- > 5 Au g/t
- > 1.0 Au g/t
- > 0.4 Au g/t
- > 0.3 Au g/t
- > 0.2 Au g/t

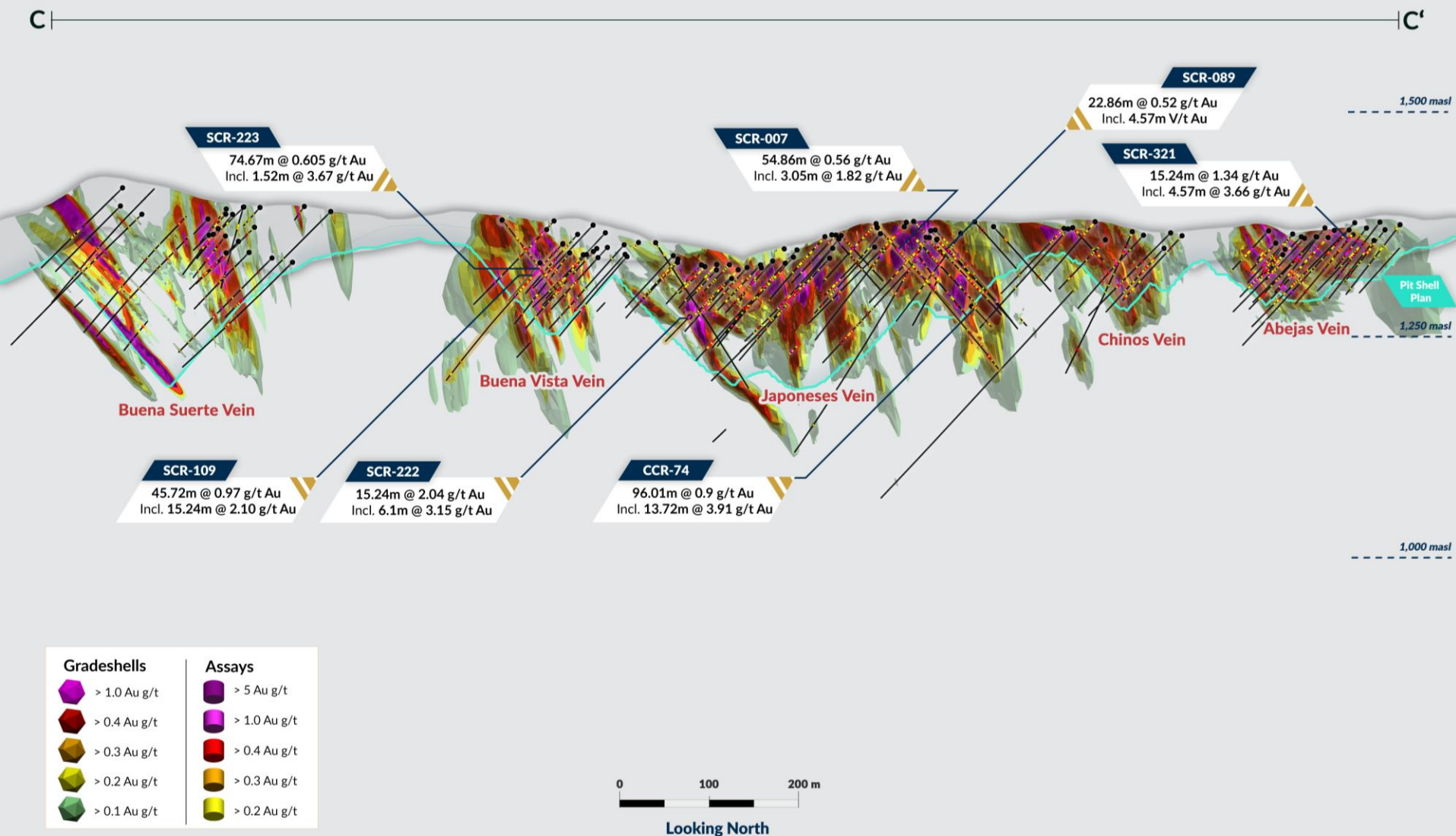
0 50 100 m

Looking North

CERRO CALICHE - CUERVOS SECTION



CERRO CALICHE - CROSS SECTION CENTRAL ZONE

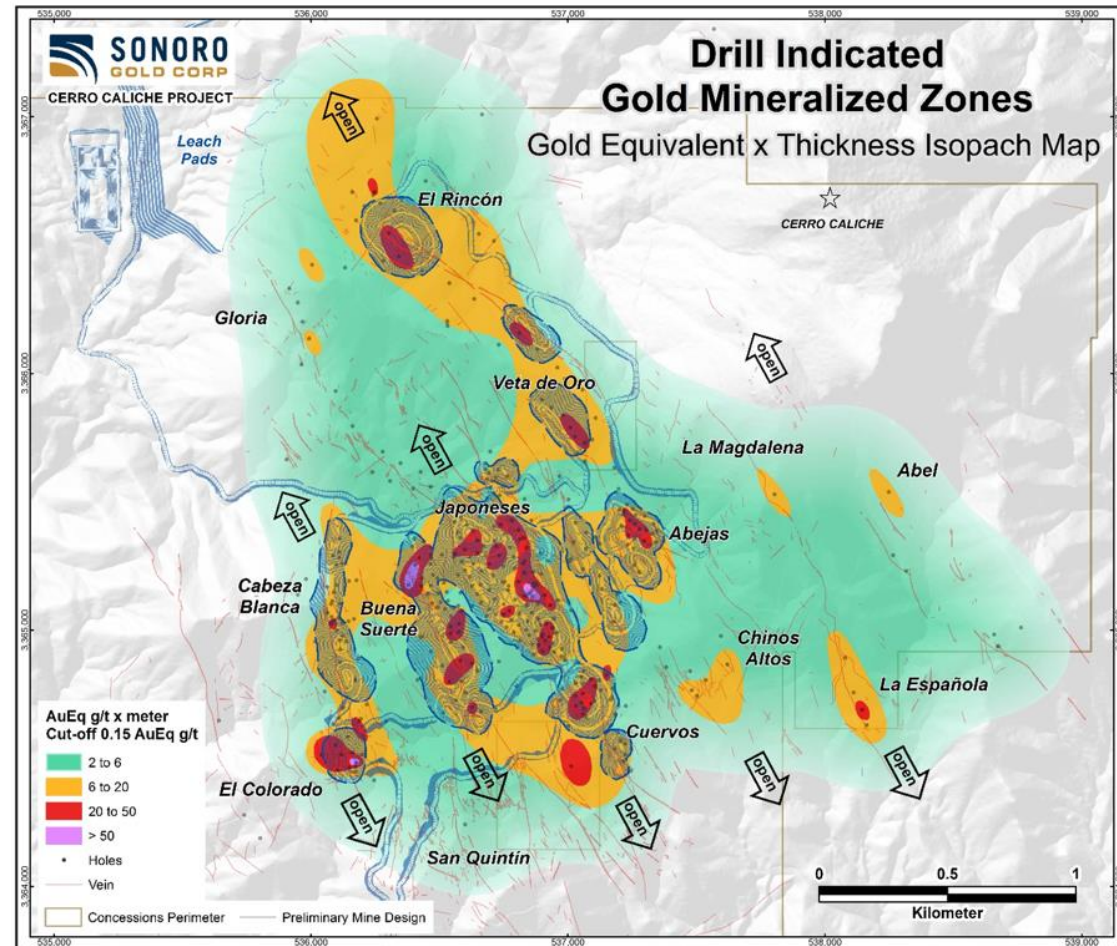


MINERAL RESOURCE ESTIMATE* (within Resource Pit Shells)

- ✓ Total tonnes processed: 31.5Mt
- ✓ M&I: 349,000 oz @0.41 g/t Au
- ✓ Inferred 71,000 oz @0.40 g/t Au

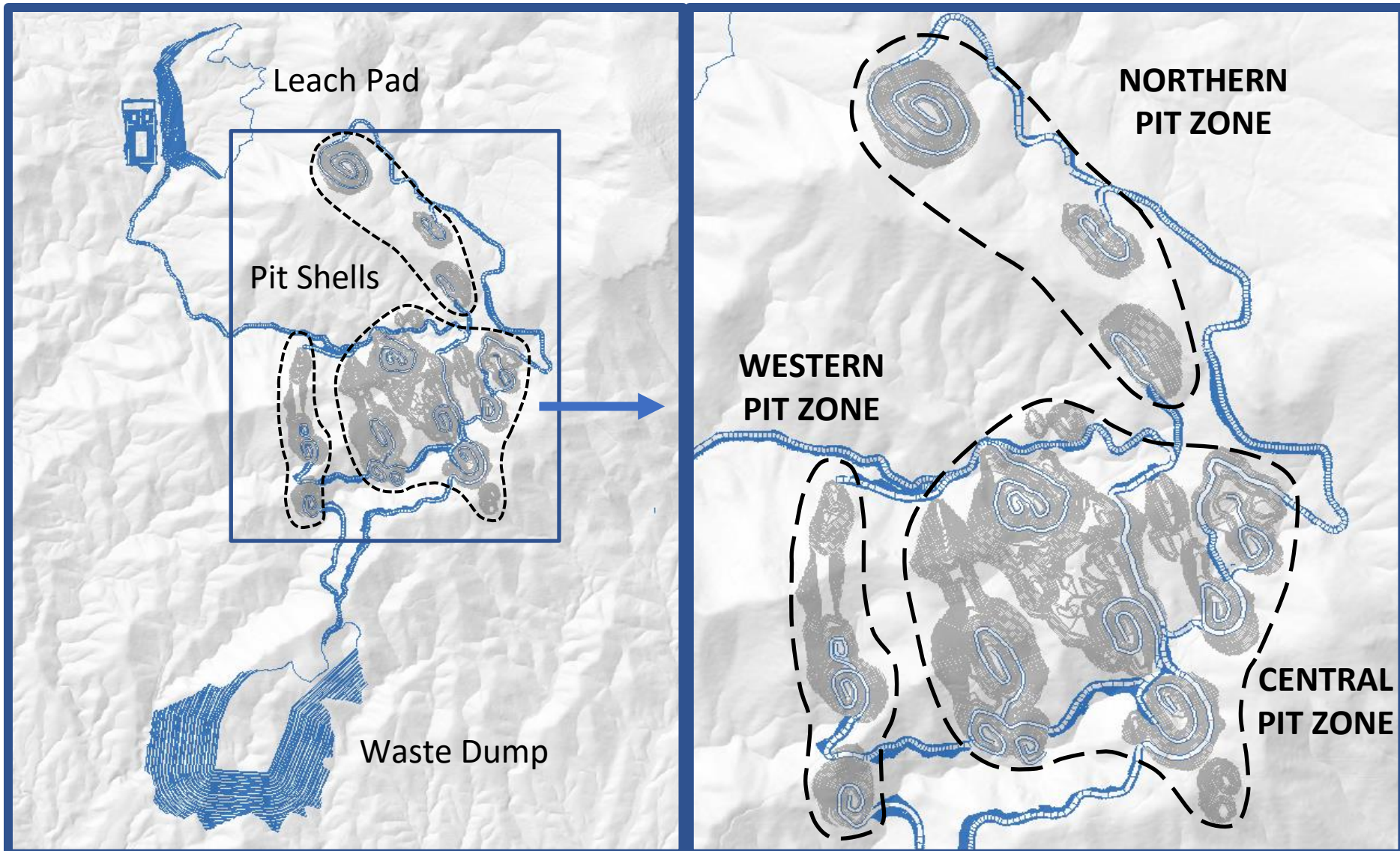
POTENTIAL MINERALIZATION (outside Resource Pit Shells, identified by limited exploration drilling)

- ✓ 19.25 to 34.37 Mt containing:
 - 204,000 to 365,000 oz gold
 - 1,683,000 to 3,005,000 oz silver



*7,200 meters of new geological data to be included in an updated Resource Estimate.

CERRO CALICHE MINE PLAN & PIT SHELLS



May 2022 PEA Highlights (\$1,750/oz gold price)

USD \$53.5 million

After-Tax NPV (5%)

45.6%

After Tax IRR

USD \$26 million

Initial Capital Costs

2.2 Years

Payback Period

7 Years

Life of Mine

344,500 oz AuEq

LOM Total Production

45,000 oz AuEq

Annual Production

74% Recovery

Gold Recovery Rate

\$1,206/oz

Cash Costs

\$1,333/oz

All-in-Sustaining Cost

The PEA has been prepared in accordance with the requirements of National Instrument 43-101 by D.E.N.M. Engineering Ltd. of Burlington, Ontario with an updated resource estimation completed by Micon International Ltd. of Toronto, and metallurgical testing completed by McClelland Laboratories Inc. of Sparks, Nevada.

KEY ECONOMIC PARAMETERS

\$USD

| | |
|---------------------------------------|----------|
| ✓ Pre - Tax NPV ₍₅₎ | \$84.4m |
| ✓ Pre - Tax IRR | 74.9% |
| ✓ After - Tax NPV ₍₅₎ | \$53.5m |
| ✓ After - Tax IRR | 45.6% |
| ✓ Revenues | \$603.2m |
| ✓ Initial Capital Costs | \$26.0m |
| ✓ Cash ⁽¹⁾ Costs per Ounce | \$1,206 |
| ✓ AISC ⁽²⁾ per Ounce | \$1,333 |

Note: All currencies are reported in U.S. dollars. Base case parameters assume \$1,750/oz of gold and \$22/oz of silver.

(1) Cash costs include mining, crushing, processing, assaying, and administration.

(2) All-in-Sustaining Costs include cash costs plus sustaining, refining and reclamation costs, as well as 2% royalties.

2021-22 MILESTONES COMPLETED

✓ Updated Preliminary Economic Assessment

- 47,500m of drilling*
- Metallurgical Testing 74% Gold Recovery
- Demonstrated minimum 7-year Mine Life
- Environmental Impact Studies
- Optimized Mine Plan



**7,200 meters of new geological data to be included in an updated Resource Estimate.*



2022/23 CURRENT DEVELOPMENT PHASE

- ✓ Project Financing
- ✓ Permitting
 - Manifiesto de Impacto Ambiental (MIA)
 - Autorizacion en Cambio de Uso de Suelo (CUS)
- ✓ Engineering
 - Preliminary Mine Plan
 - Detailed Design
- ✓ Site Preparation
 - Condemnation Drilling
 - Utilities (Water, Power)
 - Road Access
- ✓ Update Resource Estimation + PFS
 - Additional 7,200m of drilling
 - Multiple Higher-Grade Intercepts
 - Assess Economic Impact on Proposed HLMO

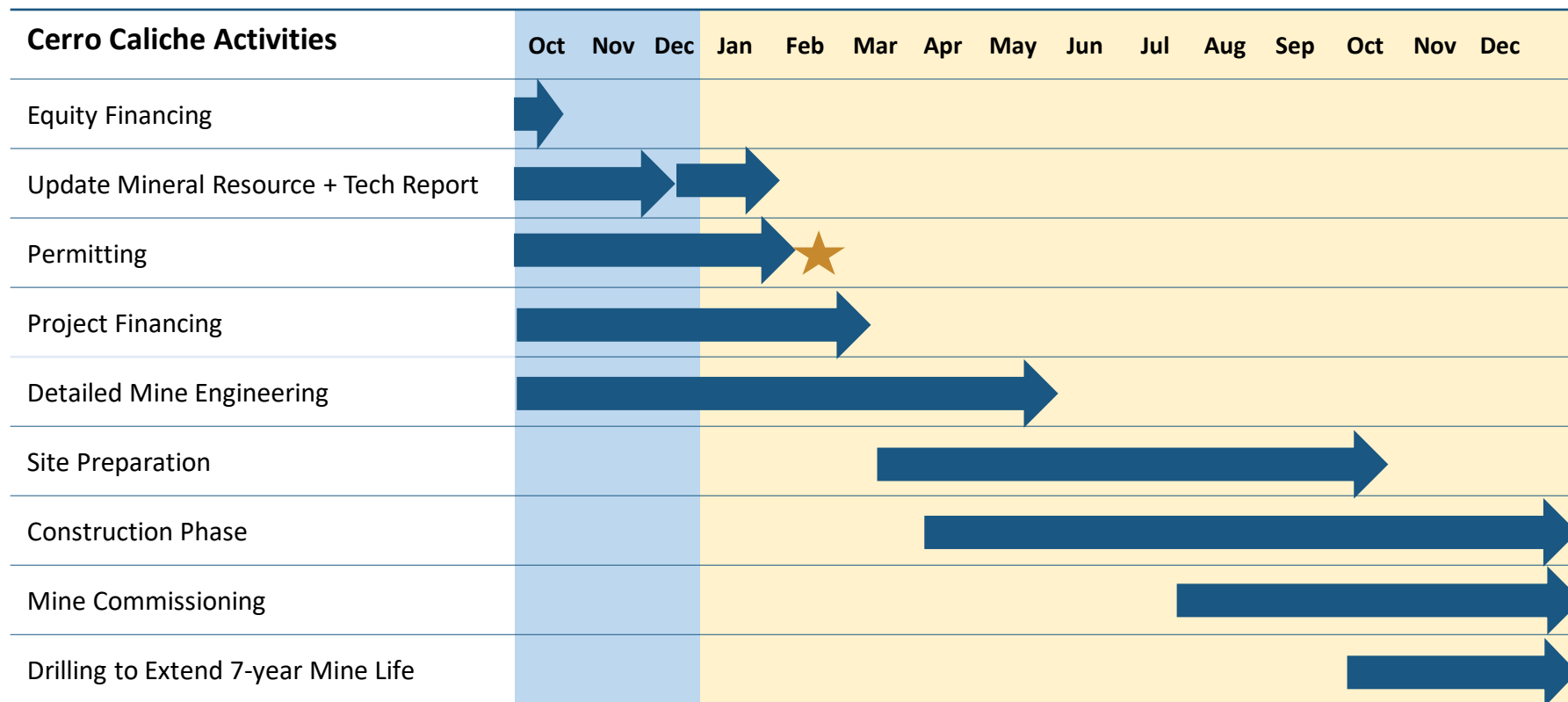
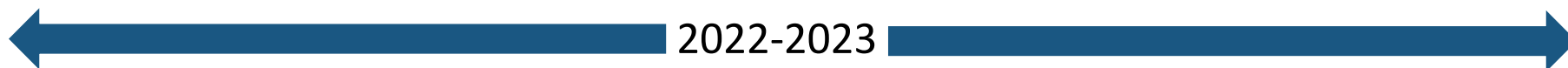


Sample Control

CERRO CALICHE GOLD PROJECT



PRELIMINARY PROJECTED TIMELINE*



(Note: This document contains certain "forward-looking statements" within the meaning of Canadian securities legislation, with respect to the Company's plans and forecasts for its Cerro Caliche Project. Readers are cautioned to review the qualifications on slides 2 of this document regarding such forward-looking statements)

SHARE STRUCTURE

| | |
|---|--|
| Trading Symbols | CANADA.....TSX.V: SGO USA.....OTCQB: SMOFF GERMANY.....FRA: 23SP |
| Recent Share Price Range | \$0.12 - 0.15 |
| Year-High | \$0.39 |
| Year-Low | \$0.12 |
| Average Monthly Volume (6 months) | 2.5 million |
| Market Capitalization | \$20 million |
| Current Issued & Outstanding | 143.47 million |
| Warrants (73M x \$0.30) (24M x \$0.225) | 97.51 million |
| Stock Options (WAEP \$0.25) | 9.85 million |
| Shares Fully Diluted | 250.83 million |



SONORO
GOLD CORP

TSX.V: SGO

OTCQB: SMOFF

Suite 1290 - 625 Howe Street
Vancouver, BC V6C 2T6

Tel: 604.632.1764

www.sonorogold.com

info@sonorogold.com